

# Raytown Water Co.

## Computerized Leak Detection Survey

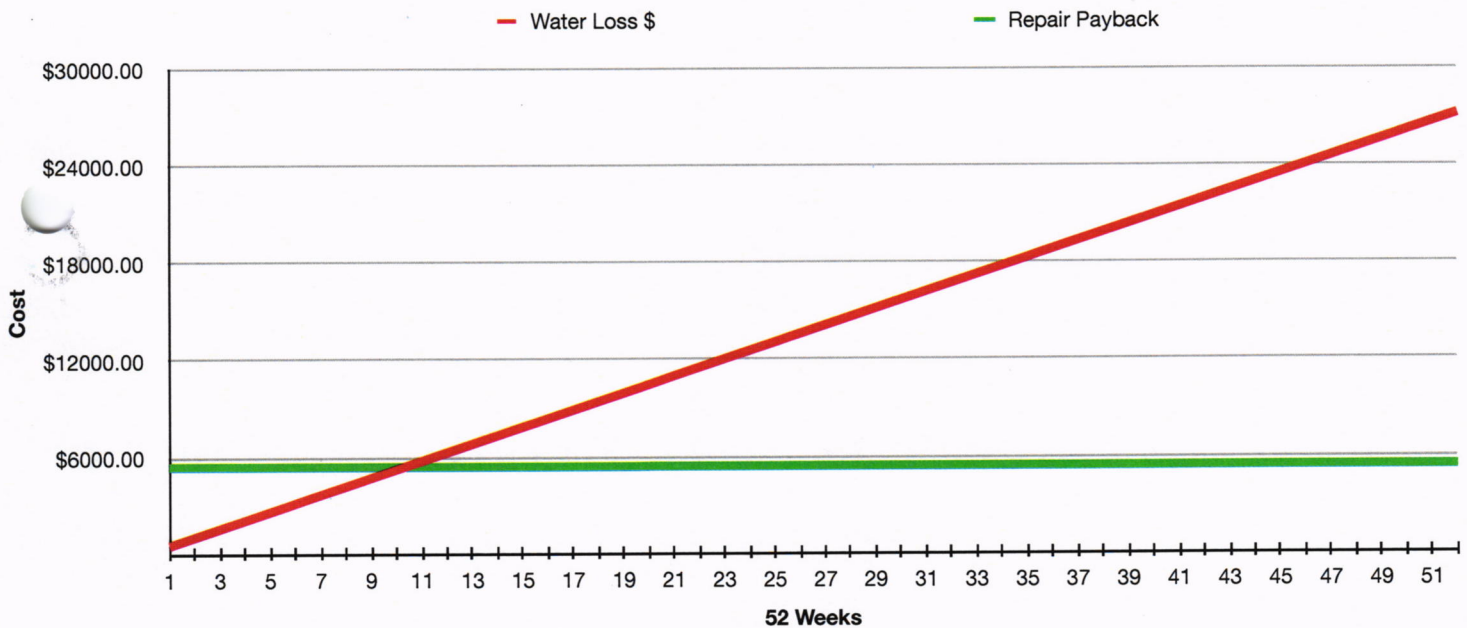
9/17/20

Cost Analysis

This survey was conducted by Westrum Leak Detection utilizing the latest leak detection correlation technology to pinpoint suspected leakage in the system. The following leaks were located.

Leak Chart is \$1 per 1000 gallons lost

	No. of Leaks	GPD (per leak)	Millions per year	Dollars per year
Main leaks	10	6,000	21.9	\$21,900
Abandoned leaks	0	0	0	\$0
Service line leaks	3	4,500	4.9275	\$4,928
Valve leaks	1	1,000	0.365	\$365
Hydrant leaks	0	0	0	\$0
<b>Total</b>	<b>14</b>	<b>11,500</b>	<b>27.1925</b>	<b>\$27,193</b>



Survey Cost	\$5,400.00
Leak cost per week:	\$523
<b>Estimated payback period in weeks:</b>	<b>10</b>

As you know, because of increased production and test and maintenance costs, operation and maintaining an efficient water distribution system has become a necessity. The most effective method to reach and maintain that goal is with an annual leak detection program. We appreciate the opportunity to serve you.


WESTRUM LEAK DETECTION INC.	3226 360th St Stratford, IA 50249	515-838-2222 (24-7) 888-500-4433 (24-7)	Cell 515-231-4566
--------------------------------	--------------------------------------	--	-------------------

- Manhole ●
- Stop Box ■
- Hydrant ●
- Valve ⊗

# Raytown Water Company

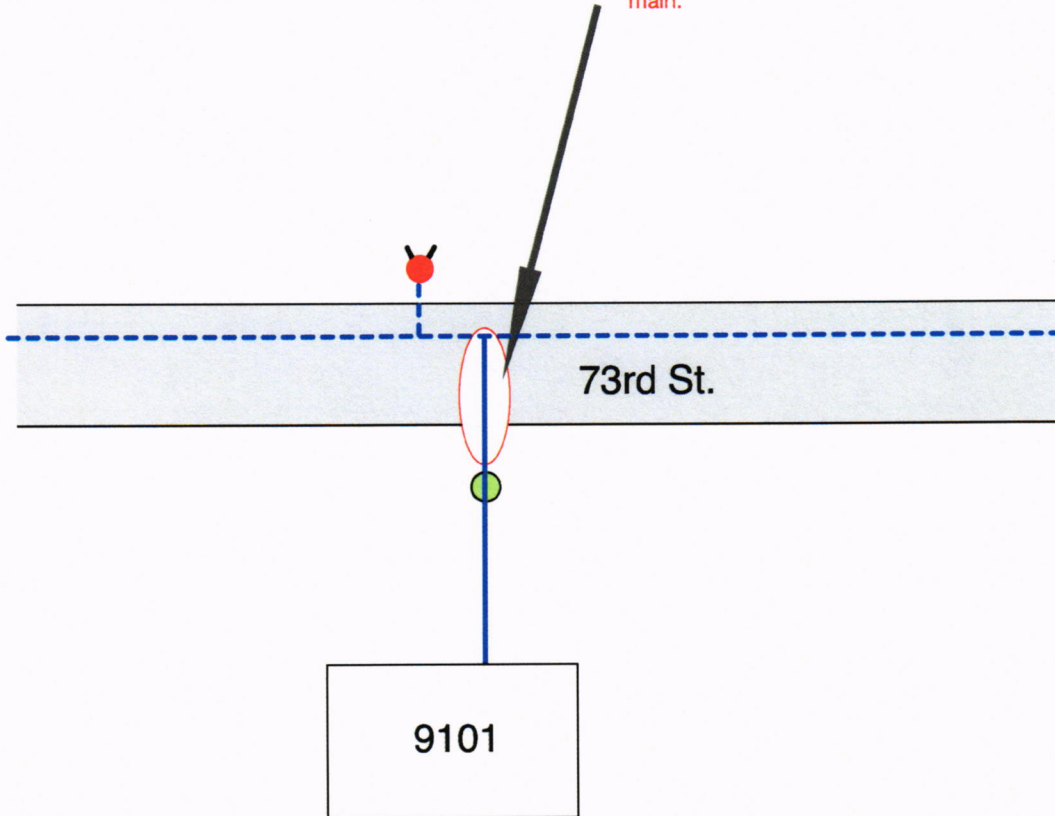
Leak #  
1

Survey       Service       Date - 9/17/20



## Leak Indication

This service line is leaking  
between the meter pit & the  
main.



### Westrum Leak Detection

3226 360th St  
Stratford, IA 50249  
1-888-500-4433 - 24/7

Date Repaired

Operate stop box

YES       NO

Description of Repair